

■ Lockforming Machine VS1, VS2




SWAH

www.swah.cz

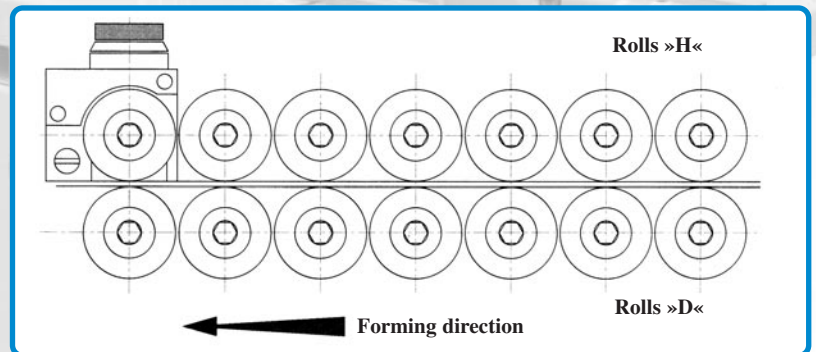
Lockforming Machine - VS1, VS2

Lockforming Machine - VS1, VS2

The machine serves to form standard profiles intended for manufacture of HVAC duct as well as other metal work. Prearranged sheet metal blanks of 0.6 – 1.2 mm thickness are processed on this machine. Profiling is carried out by seven or nine pairs of forming rolls. The machine is bilateral, so the rolls can be set up for two profiles at the same time. Forming rollers are located outside the main gear box, allowing easy replacement. All shafts are embedded on special needle bearings and the whole distributing gear box lays in oil bath. Easily adjustable guiding rulers are placed on two separate work benches. The upper part of the machine is fitted with protective cover with safety bars.

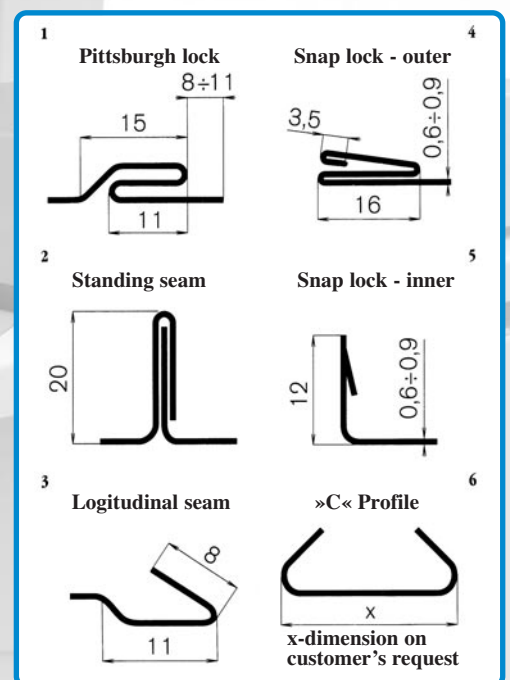


Rolls in detail



Assembly diagram

Table of profiles



Technical parameters:

	VS1	VS2
Number of forming passes	7	9
Recommended shapes of profiles	1,2,3,6	1,4,5
Voltage	400 V	400 V
Input	2,2 kW	2,2 kW
Forming speed	8 m/min	8 m/min
Max. sheet thickness	0,6 - 1,2 mm	0,6 - 1,2 mm
Weight	430 kg	470 kg
Dimensions (h x w x l)	1300 x 550 x 1 730 mm	1300x500x1930 mm



SWAH S.R.O. Pražská 354, 252 29 Dobřichovice – Lety Česká republika
 Tel.: +420-257 712 828, +420-257 710 741 Fax: +420-257 712 818
 E-mail: info@swah.cz <http://www.swah.cz>